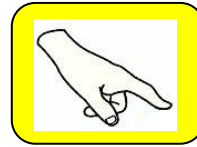


Name:

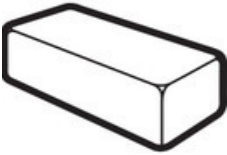
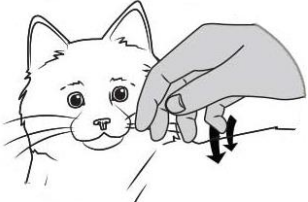

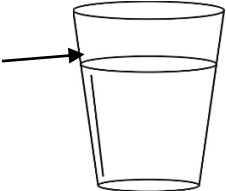



GRADE 3

Using my sense of touch - Part 1



SSEE

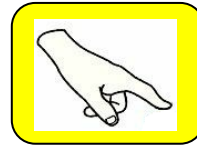
Study the pictures carefully. Then write what you observe when you use your sense of touch. **One example has been done for you.**

I compare. Is it hard or soft ?	
A brick Hard	 Touching a pet 
A feather	Wood 
A sock	A glass 
A sponge	The petals of a flower 
A table	A handkerchief 
A deflated balloon	A stone 

Name:

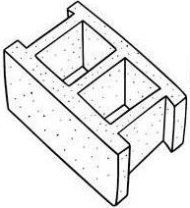

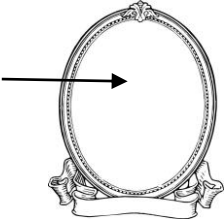
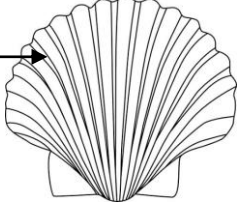
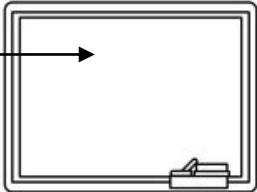

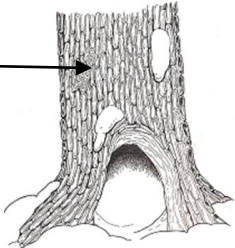
GRADE 3

Using my sense of touch - Part 2



SSEE

Study the pictures carefully. Then write what you observe when you use your sense of touch. **One example has been done for you.**

I compare. Is it rough or smooth?	
A concrete block Rough	 An apple 
A mirror	 A scallop shell 
A pineapple	A whiteboard 
A glass jar	Sandpaper 
An inflated balloon	The bark of a tree 
Dry coconuts	A window pane 